















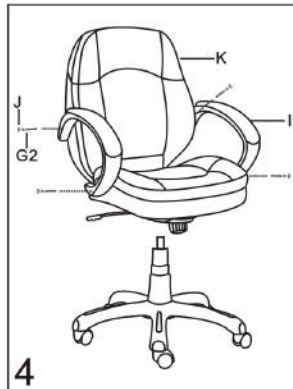
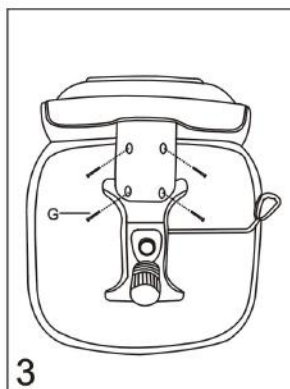
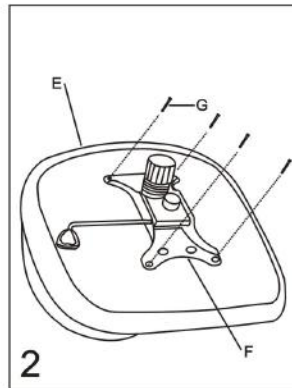
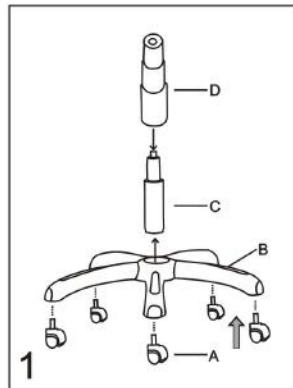
PERFORMANCE

"Functional seating for today's workplace"

MODEL: 5021 ASSEMBLY INSTRUCTIONS

THANK YOU FOR PURCHASING THIS DESIGNER LEATHER CHAIR FROM PERFORMANCE OFFICE FURNISHINGS.
BEFORE ASSEMBLY, PLEASE REMOVE ALL PARTS FROM THE CARTON AND VERIFY THAT YOU HAVE CORRECT QUANTITIES.

A		5	G	 M6x25mm	8
B		1	G2	 5/16x2"	4
C		1	I		2
D		1	J		4
E		1	L	 5#	1
F		1	K		1



PREVENTIVE MAINTENANCE AND WARNING

- USE THIS PRODUCT ONLY FOR SEATING ONE PERSON AT A TIME
- DO NOT USE CHAIR AS STEP STOOL/LADDER.
DO NOT USE CHAIR UNLESS ALL BOLTS, SCREWS ARE TIGHT. AT LEAST EVERY SIX MONTHS, CHECK ALL BOLTS, SCREWS TO BE SURE THEY ARE TIGHT.
- IF ANY PARTS ARE MISSING, BROKEN, DAMAGED OR WORN, STOP USE OF THE PRODUCT UNTIL REPAIRS ARE MADE USING FACTORY AUTHORIZED PARTS.
- FAILURE TO FOLLOW THESE WARNINGS CAN RESULT IN SERIOUS INJURY.